



Short Communication

Copyright© Andrés J Washington

The Significance of Rare NCIC Fingerprint Classifications

Andrés J Washington*

Fingerprint Geometric Analysis

*Corresponding author: Andrés J Washington, Fingerprint Geometric Analysis, Bronx, NY. Email: director@dermatoglyphics.com.

To Cite This Article: Andrés J Washington*. *The Significance of Rare NCIC Fingerprint Classifications*. *Am J Biomed Sci & Res*. 2025 26(1) AJBSR. MS.ID.003400, DOI: [10.34297/AJBSR.2025.26.003400](https://doi.org/10.34297/AJBSR.2025.26.003400)

Received: 📅 February 20, 2025; **Published:** 📅 March 03, 2025

Abstract

In the evolution of fingerprint patterns and dermal ridge formations it has been discovered that there are individuals who display friction ridges with frequencies that are apart from those who we most commonly encounter. Such individuals are of elevated and healthy mental contemplation. And so, the idea is to utilize this information in the selection of gifted personnel to participate in the operation of various establishments. This is not to say that other ridge events are not relevant in this assessment. Statistical research is the answer to that question. Nor am I saying to make a selection outside of your own domain but to also consider a selection of the personnel you already have for special projects. I recommend doing this in addition to the conventional selection process. What I am aware of is that in this case the data leads to a clear revelation. Let us use this in our approach to the current challenges we face at this time.


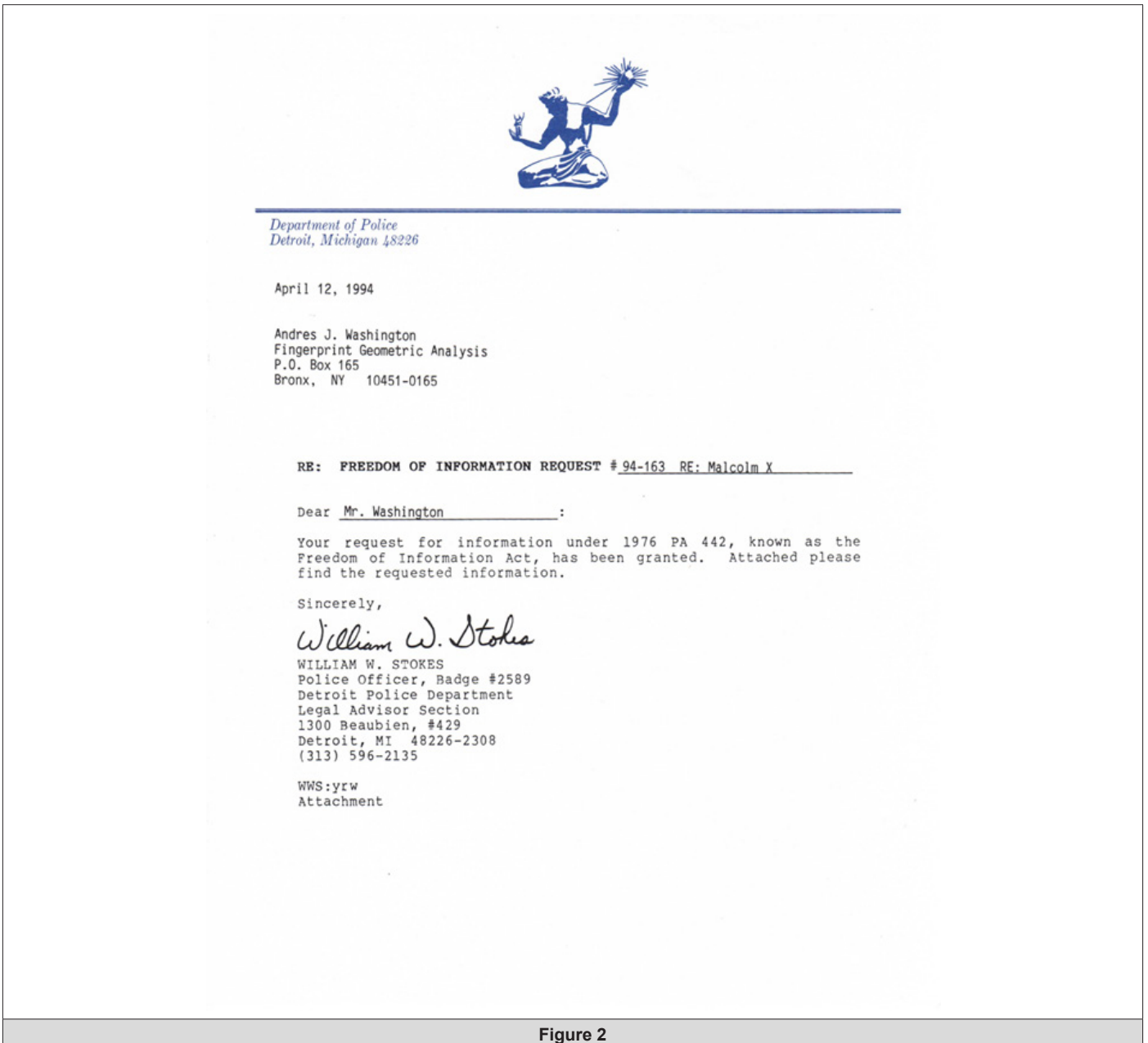


Figure 1

Here is a copy of the fingerprint record of *Malcolm X* and *Dr. MLK, Jr.* The significance of the documents is that it demonstrates the correlation that exists between the elevation of the mental manifestation and the phenomenon of the dermal ridge arrangements; in as much as the brain and fingerprints maintain simultaneous development. The frequency of *Dr. King* and *Malcolm's* ridge formations reflect an earlier time in the evolution of fingerprint patterns. The existing data shows a moving away rather than toward a time when a population would more readily distribute the given display. In the book entitled **Fingerprints, Palms, and Soles; an introduction to dermatoglyphics** by *Harold Cummins, Ph.D.* and *Charles Midlo, M.D.*, in the evolution

of fingerprint patterns, radial loops are chronologically depicted prior to ulnar loops. In *Dr. MLK, Jr.'s* right little fingerprint we see an example of a transition from one pattern, the radial loop to another, the ulnar loop. In the case of the right thumb of *Malcolm X*, not only was it a radial loop but it displayed a horizontal formation as well. Most loop patterns are diagonal in appearance.

1. <https://www.dermatoglyphics.com>
2. <https://www.dermatoglyphics.com/1997.pdf>
3. <https://biomedgrid.com/pdf/AJBSR.MS.ID.001129.pdf>
4. <https://www.dermatoglyphics.com/Statistics.xlsx>



<https://www.dermatoglyphics.com/Statistics.xlsx>

CHECKED BY NIA STICKET

340

LEAVE THIS SPACE BLANK

RMS

Name **MALCOLM LITTLE** Classification **92Aa 10**

Alias _____ Ref. **1aB**

No. _____ Color **BLACK** Sex **MALE**

1.—Right Thumb	2.—R. Index Finger	3.—R. Middle Finger	4.—R. Ring Finger	5.—R. Little Finger
6.—Left Thumb	7.—L. Index Finger	8.—L. Middle Finger	9.—L. Ring Finger	10.—L. Little Finger

Four fingers taken simultaneously

Left hand

Amputations **RMS**

Right hand

Four fingers taken simultaneously

Left Thumb Right Thumb

Impressions taken by **John F. Koch**

Classified by _____

Verified by _____

Prisoner's signature **Malcolm Little**

PLEASE DO NOT FOLD THIS CARD

Figure 3

Sheriff

NEIL J PERRY

OFFICE
904/824-8304



ST JOHNS COUNTY SHERIFF'S OFFICE

4015 LEWIS SPEEDWAY, SAINT AUGUSTINE, FLORIDA 32095
904/829-5882 (FAX) • 904/829-6495 (TDD)

25 January 1995

Andres' J Washington, FGA
Post Office Box 165
Bronx, New York 10451-0165


Dear Mr Washington:

This is in response to your letter dated 17 January 1995, in which you request the fingerprint record of the late, Dr Martin Luther King, Jr. Unfortunately, the only item in the late Dr King's file is a copy of the finger print card. There are no photos or related items.

I have enclosed a copy of what is in the file. I hope this will be of some help to you.

FOR THE SHERIFF:

Sincerely,


L. E. STERN, LIEUTENANT
ADMINISTRATIVE ASSISTANT
TO THE SHERIFF

ENC

A NATIONALLY ACCREDITED AGENCY



"FIRST ON THE FIRST COAST"

Figure 4

LEAVE THIS SPACE BLANK

<p style="text-align: center;">SIGNATURE OF PERSON FINGERPRINTED</p> <p style="font-size: 2em; text-align: center;"><i>Martin Luther King Jr.</i></p>	TYPE OR PRINT	SEX	RACE		
	<p>LAST NAME FIRST NAME MIDDLE NAME</p> <p style="font-size: 1.2em;">King JR. MARTIN LUTHER</p>	<p>HT. (Inches)</p> <p style="font-size: 1.2em;">67</p>	<p>WT.</p> <p style="font-size: 1.2em;">173</p>		
	<p>CONTRIBUTOR AND ADDRESS</p> <p style="font-size: 1.2em;">St. Augustine, FLA. SHERIFF'S OFFICE PALATKA, FLA.</p>	<p>ALIASES</p>	<p>HAIR</p> <p style="font-size: 1.2em;">BLK</p> <p>EYES</p> <p style="font-size: 1.2em;">BLK</p> <p>DATE OF BIRTH</p> <p style="font-size: 1.2em;">1-15-29</p> <p>PLACE OF BIRTH</p> <p style="font-size: 1.2em;">ATLANTA GA</p>		
<p>SCARS AND MARKS</p> <p style="font-size: 1.2em;">7" SCAR RT Chest</p>	<p>AMPUTATION</p> <p style="font-size: 1.2em;">NONE</p>	<p>YOUR NUMBER</p> <p style="font-size: 1.5em;">10756</p> <p>PLACE FBI NUMBER HERE</p>			
<p>SIGNATURE OF OFFICIAL TAKING FINGERPRINTS</p> <p style="font-size: 1.5em;">H. J. Harvey</p>		<p>DATE</p> <p style="font-size: 1.5em;">6-11-64</p>			
<p><input type="checkbox"/> CHECK IF NO REPLY IS DESIRED</p>		<p>LEAVE THIS SPACE BLANK</p>			
1. RIGHT THUMB	2. RIGHT INDEX	3. RIGHT MIDDLE	4. RIGHT RING	5. RIGHT PITTLE	
6. LEFT THUMB	7. LEFT INDEX	8. LEFT MIDDLE	9. LEFT RING	10. LEFT PITTLE	
LEFT FOUR FINGERS TAKEN SIMULTANEOUSLY		LEFT THUMB	RIGHT THUMB	RIGHT FOUR FINGERS TAKEN SIMULTANEOUSLY	

U.S. GOVERNMENT PRINTING OFFICE: 1962 O-871058

Figure 5